

Star Public School

Dear Parents'

Today's assignment

Hindi - Chapter 4

English - Chapter 5 Difficult words and reading

Maths - Chapter 3 book exercise

Home assignment

Hindi - Learn chapter 4 done in copy

Maths - Chapter 3 book exercise page no 35

Practice English conversation done in copy

Edited 3:07 PM ✓✓

5.8.24

Date: Monday
Page No.:

English

Chapter-5

Difficult words.

1.) Bright ✓ 8.) Dark ✓

2.) Twinkling ✓

3.) Begins ✓

Nitika
5.08.24

4.) Wonders ✓

5.) Orently ✓

6.) Return ✓

7.) Carries ✓

Subtraction by Counting and Crossing Out

Subtraction means to take away something from a group and count how much is left. The symbol '-' is used for the word 'take away' and it is read as minus.

Let's take away 5 coins from 7 coins.



So, after taking away 5 coins from 7 coins, we are left with 2 coins.

Or, 7 minus 5 equals , or $7 - 5 = \text{2}$.

The answer we get after subtraction is called **difference**.

A Subtract by crossing out the pictures and write the answer.




5 minus 4 is

or, $5 - 4 = \text{1}$



8 minus 3 is

or, $8 - 3 = \text{5}$



7 minus 5 is

or, $7 - 5 = \text{2}$



9 minus 6 is

or, $9 - 6 = \text{3}$

For the Teacher


Give stress on words like left, take away, remaining and minus by quoting examples from real-life situations.

Subtracting Zero

When we subtract 0 from a number, the answer is the number itself.



3 books



0 books



3 books

$$3 - 0 = 3$$

Subtracting One

When we subtract 1 from a number, the answer is the number that comes just before it.



7 crayons



1 crayon




6 crayons

$$7 - 1 = 6$$

Subtracting the Same Number

When we subtract a number from itself, the answer is 0.
There were 2 mangoes in a plate. Golu ate all of them.



Now, there are 0 mangoes in the plate or, $2 - 2 = 0$.

Try It Out

Fill in the boxes.

(a) $2 - 1 =$


(b) $5 - 0 =$

(c) $4 - 4 =$

(d) $6 - 1 =$

B Fill in the blank boxes by observing the pictures.

(a)



5




1




4

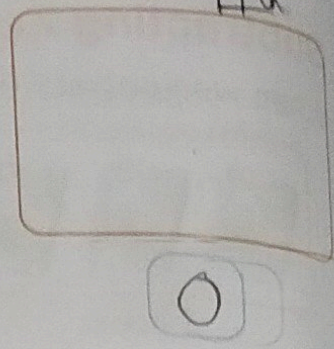
(2.2.29)
(b)




-




=




(c)



-



=



Know More

Subtracting a number from the number that comes just after it always gives 1 as the difference.

Keep in Mind

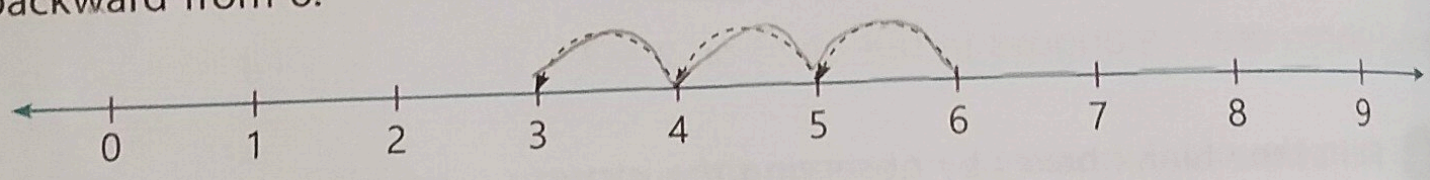
While subtracting, we do not change the order of numbers.

Subtraction on a Number Line

To subtract numbers on a number line, we start from the number from which we have to subtract and then count in the backward direction.

Let's subtract 3 from 6 on a number line.

Start from 6 on the number line. As you have to subtract 3, so move 3 steps backward from 6.




You will reach on number 3. Therefore, $6 - 3 = 3$.

For the Teacher

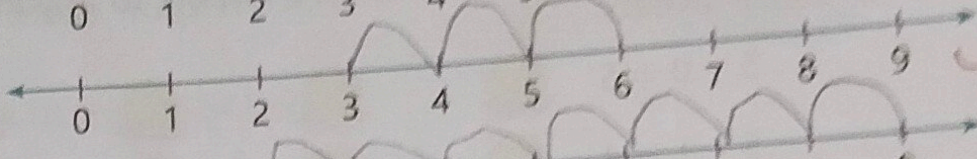
Draw a number line on the blackboard. Use it to solve the subtraction problem orally. It will make students use the concept of backward counting.

C Subtract the numbers on the number line. Write the difference in the boxes.


(a) $7 - 5 =$ 2



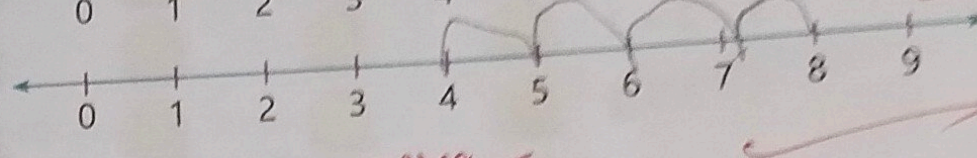
(b) $6 - 3 =$ 3



(c) $9 - 2 =$ 7



(d) $8 - 4 =$ 4



Vertical Subtraction

We can subtract numbers vertically also. In vertical subtraction, place the smaller number below the greater number and subtract to find the difference.

Let's subtract 4 from 8 vertically.

The difference obtained is the same when the numbers are subtracted either horizontally or vertically.

$$\begin{array}{r} 8 \\ - 4 \\ \hline 4 \end{array}$$

is the same as $8 - 4 = 4$

5/8/24 H.W

D Subtract the numbers by crossing out the dots.

(a)
$$\begin{array}{r} 9 \\ - 7 \\ \hline 2 \end{array}$$

(b)
$$\begin{array}{r} 6 \\ - 4 \\ \hline 2 \end{array}$$

(c)
$$\begin{array}{r} 8 \\ - 1 \\ \hline 7 \end{array}$$

(d)
$$\begin{array}{r} 3 \\ - 1 \\ \hline 2 \end{array}$$

(e)
$$\begin{array}{r} 4 \\ - 1 \\ \hline 3 \end{array}$$

(f)
$$\begin{array}{r} 9 \\ - 6 \\ \hline 3 \end{array}$$



पाठ-4

इ (ी) की मात्रा वाले शब्द

- 1.) तीर ✓
- 2.) गीता ✓
- 3.) नीला ✓
- 4.) दीदी ✓
- 5.) चीता ✓
- 6.) गिद्ध ✓
- 7.) लीची ✓
- 8.) मीठी ✓
- 9.) इमरती ✓
- 10.) कमी ✓
- 11.) मधुली ✓
- 12.) मकड़ी ✓

Mitika
5/8/24.

5.8.24

English conversation

1) मैं खाना खाता खा रही हूँ।

→ I am eating food.

2) मुझे पेंसिल देना।

→ Please give me pencil.

3) वह पानी पी रहा है।


→ He is drinking water.

4) वह नटखट है।

→ He is naughty.

5) मैं पुस्तक पढ़ रहा हूँ।

→ I am reading a book.



~~☆~~
Good

~~Write~~
6/8/24

Learn it.