

Star Public School

Dear Parents'

Today's assignment

Hindi Grammar- Chapter 4

English Grammar - worksheet

English conversation

Home assignment

Hindi grammar - Learn chapter 4

English Grammar - Learn the work done in book

Edited 1:09 PM ✓✓



5. Minni and I are friends.
We..... like to play together.

6. My name is Simi.

.....I..... like to ride my bicycle.




7. Canyou..... lend me your pencil?

Read these sentences. Replace the underlined words with suitable pronouns. Rewrite the sentences in the given space.

1. Rinki and Sunny are siblings.
Rinki and Sunny are watching a cartoon. The cartoon is about a cat and a mouse.

Rinki and Sunny are siblings. They are watching a cartoon. It is about a cat and a mouse.



2. You and Smita will be receiving the guests. You and Smita will greet them politely and ask them to sit. The programme will start at 7 p.m. The programme will end at 9 p.m.


You and Smita will be receiving the guests. We greet them politely and ask them to sit. The programme will start at 7 p.m. It will end at 9 p.m.



3. Martin and I study in the same class. Martin and I are friends. Martin and I play in the park in the evening. The park is close to our school.

...Martin...and...I...study...in...
same...class...We...are...friends.

...We...play...in...the...park...in...the...evening...The...
...park...is...close...to...our...school.



4. The children are playing cricket. Sam is at the crease. Sam hits the ball. The ball goes to Ryan. Ryan catches the ball.

...The...children...are...playing...
cricket...Sam...is...at...the

crease...He...hits...the...ball...It...goes...to...Ryan...
He...catches...the...ball



Let's Play Grammar

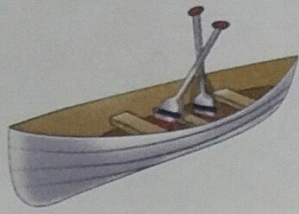
Jump right!

Your teacher will divide the class into groups of five. She will have a box on her table with sentence cards in them. She will also have a pronoun mat laid out with the pronouns *he*, *she*, *it*, *they*, *we* and *you* written on it. She will call each group to the front of the class one by one. Each group member will take turns to pick a sentence card from the box and read aloud the sentence. He or she then has to jump on the pronoun on the pronoun mat that can correctly replace the noun in the sentence. Each member gets ten seconds. Each correct jump fetches the group one point. The teacher will say the correct answer if someone goes wrong. When all the members of the group have played, they hand over their cards to the teacher and go back to their seats. Now the next group comes. The game continues in this way until all the sentence cards have been used up. The group with the highest score at the end wins.

Worksheet 1

A

Look at these pictures. Write the missing letters to complete the words.



1. ca...o...




2. tulip



3. star



4. king



5. arrow



6. glasses



7. month



8. slepers

B

Change the underlined letters to make new words. Write the new words in the space provided. The pictures will help you.



1. boy

...Toy.....



2. bill

...ball.....



3. hook

...Cook....



4. cat

...bat.....




5. golf

...gold.....



6. house

...mouse...



7. tubes

...Cubes....



8. teach

...beach..

Worksheet 2

A Look at these pictures. Then fill in the blanks with the correct naming words.

1. A ...*boy*... is eating a ...*sandwich* from a plate.



2. A ..*cow*..... and its ...*calf*..... are in the field.




3. My ...*cat*..... is playing with the ...*ball*..... in the room.



4. A ..*girl*..... is carrying some ..*books*..... to her desk.



5. There is a ...*vase*..... in the ..*window*.....



B Complete these sentences with suitable naming words from the box below.

notebook bag spoon television bicycle guitar phone dress

1. Maria wants a ...*spoon*... to eat her breakfast with.
2. Neil needs a ...*phone*... to call his parents.
3. Jasmine needs a ...*bag*..... to carry her books home.
4. Haruki wants a ...*guitar*... to practise music.
5. Noah needs a ...*television*... to watch his favourite cartoon movies.
6. Hana wants a new ...*dress*..... to wear at her friend's birthday party.
7. Sejal wants a ...*bicycle*..... to ride to school.
8. Alisha needs a ...*notebook*... to do her homework.

Worksheet 3

A

Look at these pictures. Identify whether these words are common names or special names.

1. pineapple
 - a. common name
 - b. special name



2. Sunday
 - a. common name
 - b. special name



3. telephone
 - a. common name
 - b. special name



4. Kolkata
 - a. common name
 - b. special name



5. Santa Claus
 - a. common name
 - b. special name



B Circle the common names and underline the special names.

1. Anita wore a new dress on her birthday.
2. The cat broke the photo frame.
3. My cousin Sneha lives in Panaji.
4. We will get our grades on Thursday.
5. Dia visited her grandparents on Diwali.
6. The gardener comes to our house every Saturday.
7. Trina won the race in our school.
8. Shreya's uncle and aunt live in Chennai.

22.8.24



DATE _____
PAGE _____

पाठ-4 (मात्रा)

स्वर	मात्रा	शब्द
अ	४	अनार
आ	७	आम
इ	१	सितार
ई	१	मकड़ी
उ	७	कछुआ
ऊ	२	फूल
ऋ	८	मृग
ॠ	२	शीर
ए	२	मैना
औ	१	जोकर
ऑ	१	लौकी

✱

Nitika
22/8/24

इसके अलावा हम कुछ और चिहनों का प्रयोग करते हैं; जैसे—



अंगूर



हंस



कुआँ



माँ

अब तक हमने सीखा

- सभी स्वरों की मात्राएँ होती हैं।
- 'अ' की कोई मात्रा नहीं होती।

अभ्यास

1. चित्र के सही नाम पर सही (✓) का निशान लगाइए—

[Evaluation]



चाँद





सूरज



गुलाबी



गुलाब



टमाटर




सेब

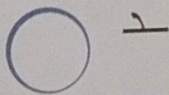
2. सही उत्तर चुनकर सही (✓) का निशान लगाइए—

[Evaluation]

(क) 'ओ' का मात्रा चिह्न है—



ै





ू






े

(ख) 'ए' का मात्रा चिह्न है-

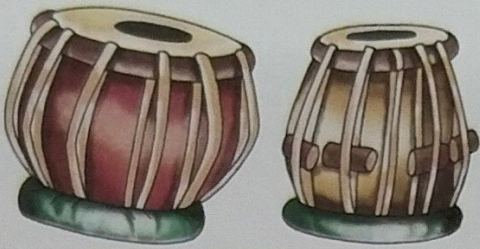


(ग) 'ऊ' का मात्रा चिह्न है-



3. चित्र का नाम बोलिए और सही वर्ण पर मात्रा लगाकर नाम पूरा कीजिए-

[Knowledge]



तबल।



चिड़िया।




तितली।



मोर।



कूली।



सरज।

4. जब सभी स्वरों की मात्रा होती है, तो 'अ' स्वर की मात्रा क्यों नहीं होती? सोचकर बताइए।

[Critical Thinking]

Date
22.08.24

Date :

Page No. :

cw

English conversation.

1. मुझे बहुत भूख लगी है।

→ I am very hungry.

2. मुझे मेरा काम करने दो।

→ Let me do my work.

3. मुझे एक गिलास पानी दो।

→ Please give me a glass of water.

4. वो दोनों खेल रहे हैं।

→ They both are playing.

Nitika
24/8/24

