

Star Public School

Dear Parents'

Today's assignment

Hindi Grammar- Chapter 9 and 10

English Grammar - Chapter 7

E.V.S - Chapter 6 difficult words and book exercise

Home assignment

Hindi grammar - Learn chapter 9 and 10

English Grammar - Learn chapter 7

4.09.24

Chapter - 7
Present Tense

Date :

Page No. :

Present Tense - Form of verb used to talk about the present action.

Helping verb - am, is, are

Am - Used with I.

Is - Used with he, she, it, everybody
nobody, everyone, someone,
no one.

Are - Used with you, we, they.

Atulica
21/09/24





I *am* a cat.
I *am* small.
I *am* fond of milk.



I *am* Anwi.
I *am* six years old.
I *am* in Class I.

We use *am* when we talk about ourselves. We can use *am* only with *I*.

A Fill in the blanks.

1. I am Ashwini.
2. I am seven years old.
3. I am in Class I.
4. I am very playful.
5. I am also fond of books.



Read what Julie says about her family.

My name *is* Julie. I am eight years old. My mother *is* a nurse.
My father *is* a banker. They *are* very fond of me.
Eddy *is* my pet rabbit. It *is* white. It *is* very cute.
We *are* a happy family.



From the above sentences, we can see that

- we use *is* with **a naming word** or **a pronoun that indicates one**.
- we use *are* with **a naming word** or **a pronoun that indicates more than one**. We also use *are* with *you*.

B Write *is* or *are* in the space provided.

1. It is a cloudy day today.



2. The children are listening to the teacher.



3. Ms Rekha is a professor.

4. Jayant is a dancer.



5. We are cricketers.



6. They are police officers.



7. The swan is swimming in the pond.

8. Anu and Manu are twins.



9. The birds are building their nest.

10. You are looking at the stars.



C Write six more sentences, using one word from each group. You may add words of your own too.

I We You She It He They	am is are	quacking driving running exercising eating playing cycling
---	-----------------	--

1. We are exercising in the park.
2.
3.
4.
5.
6.
7.

D Look at each picture and tick (✓) the correct answer.

1. Are these hyenas?

- Yes, they are.
 No, they aren't.



2. Are you a nurse?

- Yes, I am.
 No, I am not.



3. Are they children?

Yes, they are.

No, they aren't.



4. Is she a police officer?

Yes, she is.

No, she isn't.



5. Are these fruits?

Yes, they are.

No, they aren't.



E Look at each picture and tick (✓) the correct sentence.

1. a. There is books in the cart.

b. There are books in the cart.



2. a. There are children on the beach.

b. There is children on the beach.




3. a. The birds are in their nests.


b. The birds is in their nests.



4. a. Is there a rabbit behind the door?
 b. Are there a rabbit behind the door?



5. a. I am flying a helicopter.
 b. I is flying a helicopter.



Let's Play Grammar

1. Time for some movement

Your teacher will ask the class to stand in a large circle. She will then pick up slips from a hat and read aloud the sentences written in them. Each sentence has a blank space in it. The blank space has to be filled by *is*, *am* or *are*. If the correct answer is *is*, the students have to tap their feet three times; if the correct answer is *am*, they have to bend their knees; and if the correct answer is *are*, they have to turn around. If a student does an action wrongly or fails to do it, they are immediately out of the game. The game continues until all the slips have been picked. The students who are still standing at the end are the winners.

2. Take a trip.

Your teacher will take the class on a round of the school. The students will be asked to observe their surroundings carefully. They will then return to the classroom. Each student will be given a sheet with a set of questions to answer. For example:

- How many classrooms are there?
- Is there a water cooler?
- How many doors are there?
- Is it too sunny outside?

The students will write the answers in the space provided on the sheet. They must answer in complete sentences. For example:

- There are five classrooms.
- It is not too sunny outside.

The teacher will collect the sheets from the students at the end. She will check the answers and assess their understanding.



रक - अनेक

१. कला - कल
२. ताता - तात
३. घोडा - घोड
४. पंखा - पंख
५. पत्ता - पत्त
६. गमला - गमल
७. पैसा - पैसे
८. नदी - नदियाँ
९. मधली - मधलियाँ
१०. बेटी - बेटियाँ
११. शैली - शैलियाँ

लड़का लड़के
मुर्गा मुर्गें
पेंसिल पेंसिलें

विल्ली विल्लियाँ
टोपी टोपियाँ
सब्जी सब्जियाँ











अब तक हमने सीखा

- एक के बारे में कहें तो एक तथा एक से अधिक के बारे में कहें तो उसे अनेक कहते हैं।


अभ्यास

1. चित्र देखकर एक व अनेक शब्द लिखिए—

[Application]

	एक	अनेक	
	तारा	तारे	
	बकरी	बकरियाँ	
	संतरा	संतरे	
	बिल्ली	बिल्लियाँ	
	विल्ली	विल्लियाँ	

2. चित्र देखकर सही शब्द पर सही (✓) का निशान लगाइए— [Evaluation]



बतख



बतखें



तोता



तोते



पतंग





पतंगें



पंखा



पंखे



चूहा



चूहे

3. नीचे दिए गए शब्दों के अनेक शब्द लिखिए—

[Knowledge]

केला

केले

टोपी

टोपियाँ

लड़का

लड़के

लड़की

लड़कियाँ

मुर्गा

मुर्गे

चिड़िया

चिड़ियाँ

24/9/24

Chapter - 10



DATE _____

PAGE _____

सब नामों के लिए

सब ही नाम को बार-बार न
बोलना पड़े इसलिए सब नामों के लिए
शब्दों का प्रयोग करते हैं।

सब नामों के लिए बोलने वाले शब्द

मैं, मेरा, मुझे

आप, अपना, तुम

तुम्हें, तुम्हारा, हमारा

आपने, वह, यह

Nitika
24/9/24

आइए देखते हैं, किसके लिए क्या बोलते हैं?

- अपने लिए मैं, मुझे, मेरा बोलते हैं।
- दूसरों के लिए वह, उस, उसका बोलते हैं।
- बड़ों के लिए आप, आपने, आपका बोलते हैं।
- छोटों व अपने बराबर वालों के लिए तुम, तुम्हें, तुम्हारा बोलते हैं।
- पास के लिए यह तथा दूर के लिए वह शब्द का प्रयोग होता है।

अब तक हमने सीखा

- नाम की जगह कुछ शब्दों का प्रयोग करते हैं।
- अपने लिए मैं, बड़ों के लिए आप, दूसरों के लिए वह, छोटों व अपने बराबर वालों के लिए तुम तथा पास के लिए यह का प्रयोग करते हैं।

अभ्यास

1. जो शब्द नाम की जगह प्रयोग होते हैं, उनके सामने सही (✓) का निशान लगाइए—

[Evaluation]

- | | | | |
|---------------------------------------|---------------------------------------|-------------------------------------|---|
| <input type="radio"/> आम | <input checked="" type="radio"/> वह | <input type="radio"/> किताब | <input checked="" type="radio"/> मैं |
| <input type="radio"/> गेंद | <input checked="" type="radio"/> आप | <input type="radio"/> ताजमहल | <input checked="" type="radio"/> मेरा |
| <input checked="" type="radio"/> तुम | <input type="radio"/> बस्ता | <input checked="" type="radio"/> यह | <input type="radio"/> हाथी |
| <input checked="" type="radio"/> मुझे | <input checked="" type="radio"/> आपने | <input type="radio"/> सेब | <input checked="" type="radio"/> तुम्हारा |

2. जो शब्द नाम की जगह आए हैं, उन पर गोला ○ लगाइए और लिखिए—

[Application]

(क) मेरी गुड़िया बहुत सुंदर है।

मेरी

(ख) तुम क्या कर रहे हो?

तुम

(ग) यह खिलौना अच्छा है।

यह

(घ) आप कहाँ जा रहे हैं?

आप

(ङ) तुम्हारा क्या नाम है?

तुम्हारा


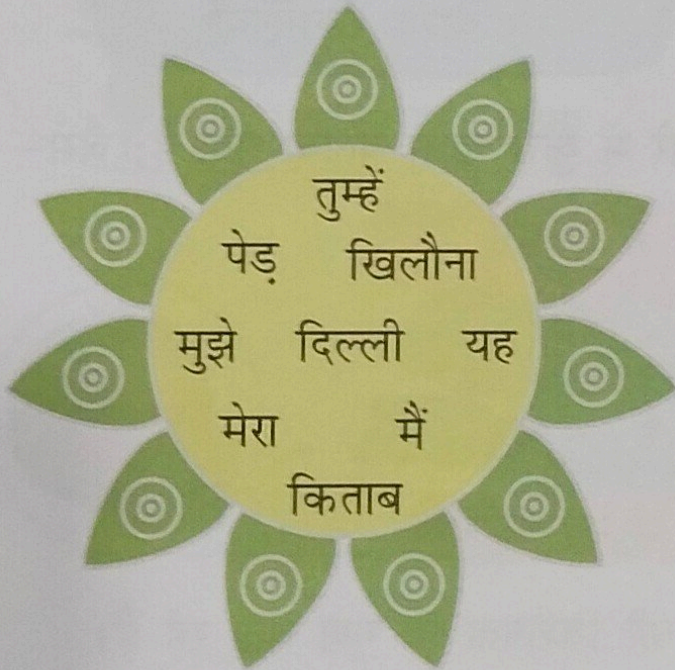
3. नीचे दिए गए शब्दों का सही वाक्य से मिलान कीजिए—

[Knowledge]

उसे ————— विद्यालय जा रहा है।
मेरा ————— आम अच्छा लगता है।
वह ————— घूमने जा रहा हूँ।
आप ————— खिलौना टूट गया है।
मैं ————— मुझे कहानी सुनाइए।

4. नीचे फूल में कुछ शब्द आपस में मिल गए हैं। इनमें से नाम की जगह आने वाले शब्दों को ढूँढ़कर लिखिए—

[Critical Thinking]



Quick Check

A. Tick (✓) the correct answer.

- Do not play with knives at home. (Correct Choice)
 - (a) ludo
 - (b) knives
 - (c) carrom board
- Leave school only with your parents.
 - (a) friends
 - (b) strangers
 - (c) parents
- Always obey the rules of a game.
 - (a) rules
 - (b) lines
 - (c) stories
- Use a swimming tube if you are learning to swim.
 - (a) bucket
 - (b) tube
 - (c) pipe

B. Fill in the blanks with the help of the given clues.

- Always walk on the pavement (road/pavement). (Words in Blanks)
- Do not stand near the door (door/window) of a bus.
- Never jump (sit/jump) on a bed or a sofa.
- Do not fight (fight/play) with other children.

C. Write True (T) or False (F).

- We should always cross the road at the zebra crossing.
 - We should get into a moving vehicle.
 - We should not lean over a balcony railing.
 - We should push each other on the swings.
- (True or False)
- T
F
T
F

D. Answer the following questions.

- What is safety?
- Why is it important to follow safety rules?
- What should you do before crossing the road?
- Write two ways to stay safe in school.

Nutika
4/9/24

(Write and Learn)

Let's Talk

How can you stay safe when you go out with your friends?

Think and Tell

Name four objects you should not play with.



4.9.24

chapter-6
Safety rules.

1) Difficult words.

1.1) Safety

2.1) Obey

3.1) Crossing

4.1) Queue

5.1) Hurst

6.1) Swim

7.1) Bending

Nitika
4/9/24