



STAR PUBLIC SCHOOL

Dear Parents



Today's Assignment



Hindi- अँ की ध्वनि



English- Once I saw a bird (new words)



Maths- Money



Home Assignment



English- learn new words



Maths- Do practice chapter money

18.10.24



DATE _____

PAGE _____

आँ की ध्वनि

आँ (ँ) आँ

कॉकन ✓

मॉल ✓

हॉकी ✓

मॉड ✓

कॉफी ✓

कॉमन ✓

हॉल ✓

डॉक्टर ✓

सॉस ✓

चॉक ✓

वॉटर ✓

फॉल ✓

~~कॉकन~~
*
मॉल

~~कॉफी~~
*
मॉल

18.10.24

श्री की ध्वनि

(1) मंगल ग्रह काः

काय - काय

दाम - दाम

काल - काल

काम - काम

काम - काम

~~श्री~~ * * * * *

18.10.24

Once I saw a little Bird.

New Words

1.) little ✓

(a.) flew ✓

2.) Bird ✓

(no.) fare ✓

3.) Cried ✓

4.) Crying ✓

5.) Window ✓

6.) Shook ✓


7.) Tail ✓

8.) Away ✓

18/10
 Auto
 (oo) ✓-good-

Once I Saw a Little Bird

Once I saw a little bird
 Come hop, hop, hop;
 So I cried: 'Little bird,
 Will you stop, stop, stop?'
 And was going to the window
 To say: 'How do you do?'
 But he shook his little tail,
 And far away he flew.



Learn Words

hop : move by jumping with both feet together

shook : made quick movements

A



Question Corner

18.10.24
 Answer the following questions.

1. When the poet saw the little bird, it was ^{was} hopping.....
- a) hopping
- b) sleeping
- c) playing




2. What did the poet tell the little bird?

a) What is your name?

b) Will you stop? ✓

c) Will you play with me?



3. What did the little bird do at the end?

a) It started speaking to the poet.

b) It started playing with the poet.

c) It flew away. ✓



4. Why did the poet go to the window?

5. Do you think that the little bird listened to all the queries of the poet? Why?

B




Creative Corner

...the little bird can talk. How will it
...sw... questions:

...your name
...there is y...?

...ine th... the little bird. Will
...ou st... en to the queries of the

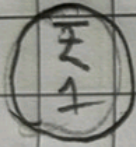
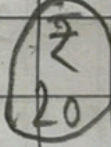


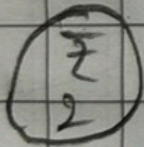
... you like the most? Collect pictures of the bird and
... a sheet of chart paper. Write five sentences about it and
... up in your classroom.


8.10.24

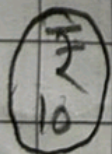
Money

- 1.) Money is used to buy things ~~at~~ a shop.
 - 2.) In India money or currency is in the form of rupees and paise.
 - 3.) We use symbol (₹) for rupees and (P) for paise or paisa.
-

a.)  \Rightarrow ₹ 1 coin (e.g.)  \Rightarrow ~~20~~ coin

b.)  \Rightarrow ₹ 2 coin

c.)  \Rightarrow ₹ 5 coin

d.)  \Rightarrow ₹ 10 coin

$$\text{₹}1 + \text{₹}2 + \text{₹}5 + \text{₹}10 + \text{₹}20 = 38$$

$$\text{₹}2 + \text{₹}5 + \text{₹}5 + \text{₹}10 + \text{₹}20 = 42$$

$$\text{₹}2 + \text{₹}5 + \text{₹}5 + \text{₹}2 + \text{₹}20 + \text{₹}20 = 54$$

$$\text{₹}20 + \text{₹}20 + \text{₹}20 + \text{₹}20 + \text{₹}20 = 100$$

V. good
~~10~~
~~15~~
~~10~~