

28/10/24

Letter T

Date:
Page No.:

Handwritten practice of uppercase 'T' and lowercase 't' on lined paper. Each letter is shown with red dots for starting points and arrows indicating the stroke direction. The practice is organized into three columns: uppercase 'T', lowercase 't', and a combined column for both. The letters are repeated multiple times across the page.

~~Handwritten scribble or signature~~

Handwritten text, possibly a name or date, written in the middle of the page.

A long, sweeping handwritten stroke or flourish that spans across the middle of the page.







Follow the patterns.






Introduction to Sleeping Lines

Trace over the dotted lines.



Trace over the dashes to complete the pattern using crayons.



Complete the pattern.
