

# STAR PLAY SCHOOL

Dear Parents,  
Today's assignment

👉 English - Alphabet "W" (Page Number 31) in Let's Learn Alphabet Book

👉 Rhyme - Cobbler Cobbler mend my shoe

👉 Phonics - A to H

👉 Yoga

👉 E.V.S - Safety rules (Page Number 31) in Fun with Picture Dictionary

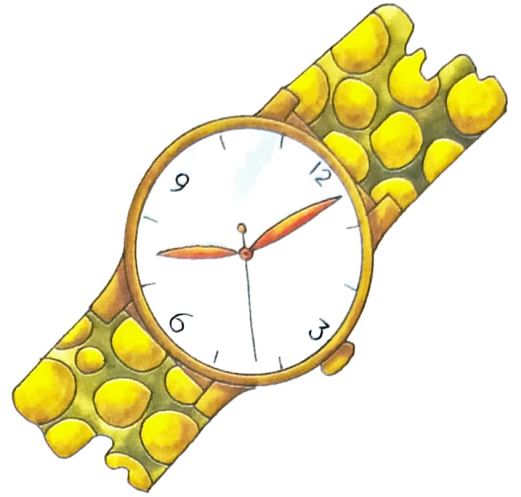
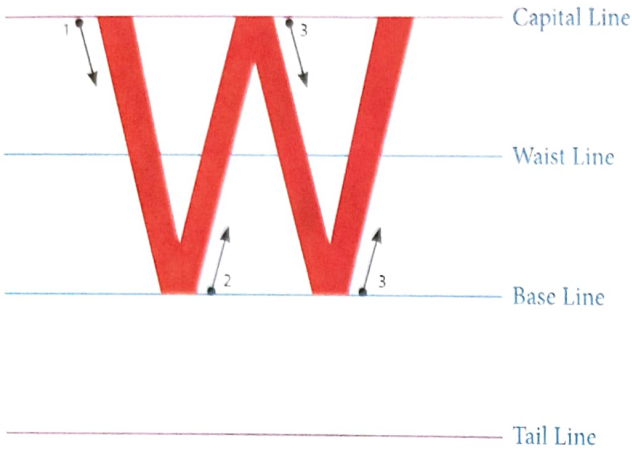
Home Assignment -

👉 English - Letter W & Write the first letter of the Picture English classwork Notebook

Learn ABC song & Cobbler Cobbler mend my shoe Rhyme

Edited 13:07 ✓✓

# Letter W




WATCH

## Pictures that begins with letter W.



WALL



WATERMELON



WOOD

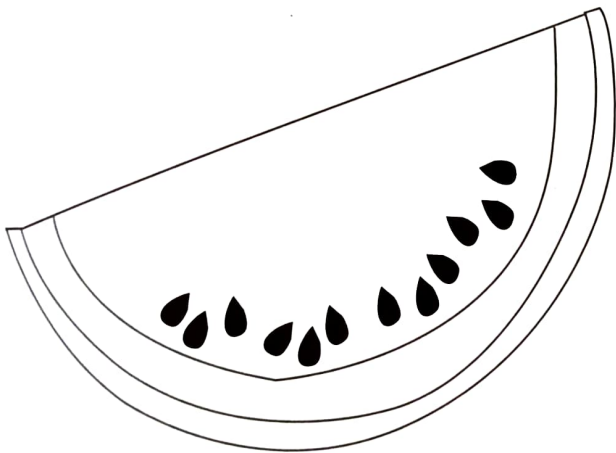


WHEEL

- Letter 'W' activities and discussion
- Say the name of each picture aloud and ask the class to listen to the 'W' sound.
  - Emphasize on words like walk, wag, white, when, what, where, wood, word, winter, wolf, water, wiggle, wet, window, woman etc.
  - **Craft activity:** Ask the class to paste some wool on a sheet.

Trace the dotted lines, follow the pattern and complete the wall.


Colour the Watermelon.



Write **W**.


W	W	W	W
W	W	W	W
W	W	W	W
W	W	W	W
•	•	•	•
•	•	•	•

Skill Focus: • Observation • Fine motor skills

# SAFETY RULES



Do not play on the road.



Always walk on the footpath.



Always cross the road on Zebra crossing.



Never touch the electric switchboard with the wet hand.



Do not play with matchsticks.



Never touch the hot surface or vessel.



Do not play with the sharp or pointed objects.

Books Not Bought

27/8/24

Date :
Page No. :

Paste Pictures of "W"



Date :
Page No. :

W

W

W

Handwriting practice lines for the letter 'W'. Each line contains a red 'W' followed by several red dots for tracing. The lines are arranged in a grid pattern across the page.

# Write first letters

