

STAR PUBLIC SCHOOL

Dear Parents,

Today's assignment (class 1st)

👉 **English Grammar - Chapter- 1 Back Exercises + Explanation**

👉 **GK - Lesson - 2, 3 & 4 in Book**

👉 **Computer - Lesson Reading+ Explanation**

👉 **Earth Day Act**

Home Assignment -

👉 **GK - Lesson- 1**

👉 **EVS - chapter- 2 Question & Answers**

1

Letters and Words

Take Off



Let's take a look at the alphabet garden shown below.



There are **twenty-six letters** in the English alphabet. We use these letters to write all words.

A Look at these pictures. Write the missing letters to complete the words.



1. m...p



2. h...e...l...



3. b...g



4. bl...e.



5. c...ld



6. t...d...e..

B Rearrange the letters correctly to name the pictures.



uht

1. ...h...t...



rcie

2.r...c...



osyrr

3. ...S...r...y...



wnay

4. ...y...a...w...h




hewta

5. ...w...h...e...a...t...



amcp

6. ...c...a...m...p...



atge

7. ...g...a...t...e...



odev

8. ...d...o...v...e...

C Change the underlined letter in each word to make a new word. The pictures will help you.



1. dear
..deer...



2. silk
...milk...



3. boom
..boot...



4. boss
..toss...

D Change or add a letter to get the name of a colour.

1. pin pink...

2. drown brown

3. bed red...

4. back black

5. clue blue

6. while white

E One word in each row does not end with the same sound as the rest of the words. Find the odd word and circle it.

1. boat coat float drop

2. dip ship class trip

3. crow grow throw shoe

4. now mow how cow

5. slow flew blew dew

Let's Play Grammar

1. Object hunt

Your teacher will divide the students into groups of five. She will call out a letter. One member from each group will hunt for an object whose name starts with that letter. The student who is unable to find an object will have to make a word with that letter. The game continues till all the students have played.

2. The hidden words

Your teacher will divide the students into pairs. She will provide each pair with a sheet on which two jumbled CVC words would be written with a white crayon. The students will use watercolours and find out the letters. They then have to make two words using the given letters. The first three pairs to do so will get a reward each by the teacher.

19-04-25

H.W.

1

It's Fun to Know



Hi! I am Dimpy Dolphin. I want to be your friend. Please tell me about yourself before we go and play.

Write about yourself.

Name :

Age :

 years

Address :

School :

Your Favourites

Food :

Games :

Colours :


Now I know about you. Let's play together.



2

How Do Animals Move?


Write how these animals move.



1. I am a fish. I swim.....



2. I am a bat. I fly.....




3. I am a snake. I slither.....



4. I am a frog. I hop.....



5. I am a tortoise. I crawl.....



6. I am a horse. I trot.....



Clues for you

trot ✓

hop ✓

crawl ✓

swim ✓

slither ✓

fly ✓

3

Do You Know Me?

Cw

Tick (✓) the correct answer.


1. I am the fastest land animal.



2. I can fly.



3. I am the tallest animal.



4. I am a bird, but I cannot fly.



5. I hunt at night.






ACTIVITY 1: UNDER THE SEA

Join the dots to find out which animal it is.

How.



4


Name These Birds

Cw

There are so many beautiful and amazing birds in the world. Name the birds shown below with the help of the descriptions.

1. It is a waterbird with a broad beak and webbed feet.

Duck



2. It stays awake at night and hoots when it makes a sound.

owl

3. This black and white bird cannot fly. It lives around icy water and swims well.

penguin



4. They are green in colour with curved beaks. Some of them can even speak like humans.

parrot



5. This male bird has long and colourful feathers. They open like a big round fan at times.

peacock



R
19/04/25